


Isolation Amplifier unipolar

TV2

Characteristics:

- Linearity error < 0, 05%
- Unipolar in- and outputs
- Transmission frequency 25Hz, option 2,5kHz / 5 kHz
- Three-way electrical separated
input - output - supply voltage
- Test voltage 1,5kV
- Comparison (optional) of zero point and amplification
- Supply 24VDC
- Mountable on 35mm cap rail TS35
- Clear terminal labeling
- Narrow design
- Shape 17,5mm, super low
- High reliability, 5 years warranty



Description:

The devices of the series TV2 isolation amplifier are made for galvanic isolation resp. amplification of DC current- and/or voltage signals. Therefore a 3-way potential isolation between input – output and supply voltage is generated.

Because of its simple construction it is not necessary to configure this unit complicated. **The modules are delivered with a fixed in- and output configuration. This avoids problems during the startup.** Should it be necessary to level the zero point or the amplification to the used operator system, there is each a potentiometer for the fine adjustment at disposal.

Application:

Potential isolation of analog signals, signal filtering due to the low transmission frequency.

Order-No.:

Input:	TV2-	Output:	-	Transmission frequency:	-	
0...10V	1	0...10V	1	25Hz		without addition
0...20mA	2	0...20mA	2	2,5kHz		2
4...20mA	3	4...20mA	3	5 kHz		5
0...5V	4	0...5V	4			
2...10V	5	2...10V	5			
0...60mV	6					

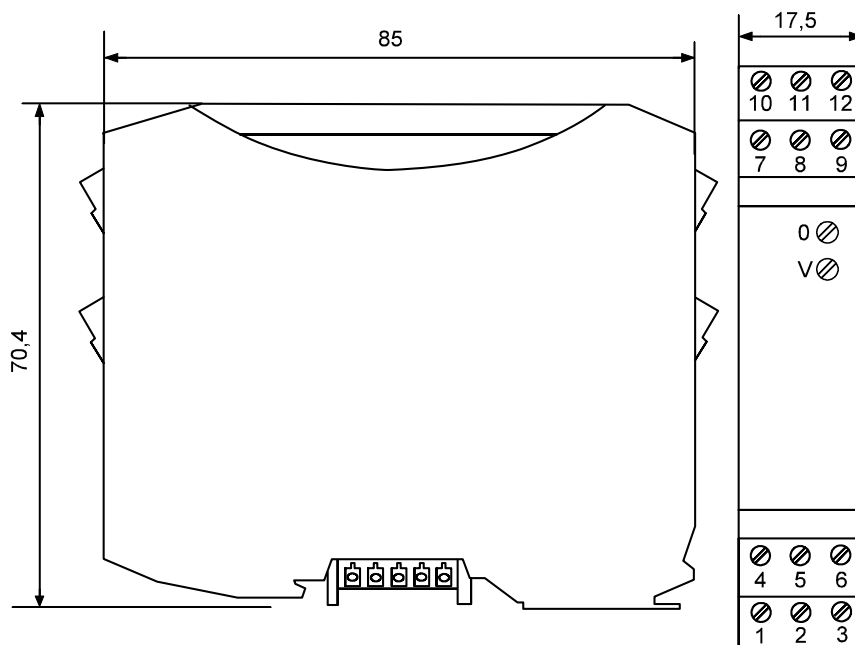
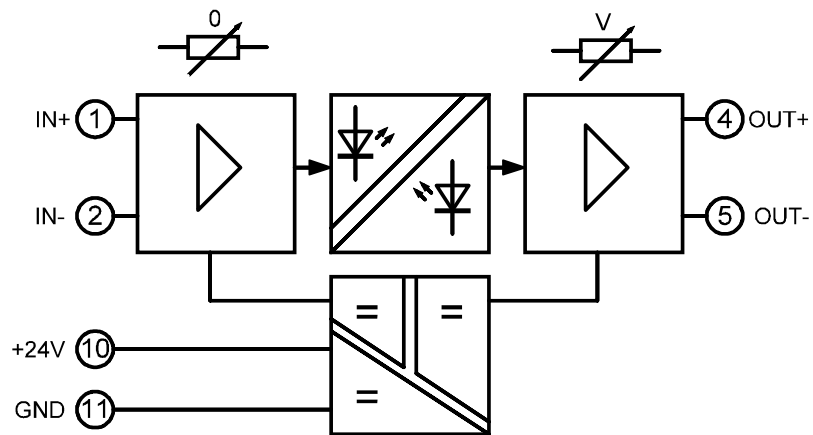
Order example:

Isolation amplifier TV2

Input = 0...10V / output = 4...20mA

Transmission frequency = 25Hz

Order-No. TV2-1-3



Technical Data

Supply:

Supply voltage : 19, 2...30VDC
Power consumption : 2VA

Inputs:

Voltage input : 0...10V / 100kΩ / overload max. 50V
Current input : 0(4)...20mA / load resistor 100Ω / overload max. 100mA

Outputs:

Voltage output : 0...10V / max. 20mA
Current output : 0(4)...20mA / load resistor max. 500Ω
Load resistor error : < 0, 05%
Ripple : < 10mV
Zero point : Adjustable ±20%, option
Amplification : Adjustable ±50%, option
Transmission frequency: Standard 25Hz / option 2,5kHz / 5 kHz

Accuracy:

Linearity error : < 0, 05%
Temperature coefficient: < 50ppm / K

General data:

Operating temperature : 0...50°C
Storage temperature : -25...+85°C, condensation before putting into operation is not allowed
Test voltage : 1,5kVAC / 50Hz / 60 sec. / between input / output / supply
MTBF : 60 years mean time between failures – according to EN 61709 (SN 29500).
Requirements: Stationary operation in clean rooms, average ambient temperature 40 ° C, no aeration, continuous operation
CE conformity : EN 61326-1, EN 61000-4-2/§*/4/5/6*, EN 61000-6-4
* during measurements are small deviations possible

Body:

Dimension : See drawing, 17,5mm adjoin body, 17,5x70,4x90,5mm (with terminals)
Material : PA / V0
Protection category : IP20
Connection : M3-screw-type terminal 0, 14 - 2,5mm², flexible or inflexible
Fixing : Snap-on mounting for norm rail TS35
Weight : 122g

Note on safety:



Disconnect the power supply before attempting to open the unit.

During the operation of this module it is possible that parts of the module, even there is extra-low voltage, (for example shunt measurement) are under dangerous voltage! Therefore a non-observance of this caution may cause damage of property or physical injury.

Only trained qualified personnel should install or operate the unit. Before installation the qualified personnel should read the documentation and should familiarize themselves with the unit.

If there is visible damage to the body of the unit it should be immediately replaced and not put into operation.



Please ensure that there is a sufficient prevention against electrostatic discharge during installation of the unit.

Installation Information:

Pay attention and make sure the unit is far away from mounted sources that may disturb the device such as magnetic coils, transformers, frequency converters etc.

Wiring advice:

Use only shielded cables. The shield is to be connected extensively to ground. Do not mix power- and signal-wires/cables in the same cable tray.

Limited warranty:

The LEG Industrie-Elektronik GmbH warranted that the product does not have any material or processing defects in a period of 5 years after date of delivery.

It is up to the choice of LEG to repair or to exchange an inoperative unit.

Subsequent damages or any claim for indemnification above the functionality of the unit are excluded.

This limited warranty is only valid if ...

1. the product was installed and put into operation according to the LEG operation documentation;
2. the technical configuration of the power supply was abided;
3. the product was not used for unintended purposes;
4. there were no unauthorized modifications or manipulations, misuse or repairs without previous agreement from LEG .

Our Terms of Trade are based on the "General Conditions for the supply of products and services of the Electrical and Electronics Industry" including the "Complementary Clause: Extended Reservation of Property" of the ZVEI e.V. (German Association of Electrical Manufacturers).

Miscellaneous:

We expressly reserve the right, without previous notice, to correct errors contained in any data of this information brochure, and to make alterations to the program and technical modifications.